

RM-PT







AUTONOMOUS MOBILE ROBOT



Robomate

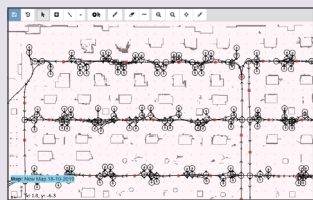
RM-PT-15

RM-PT

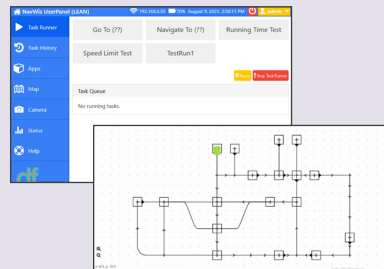
-  1500kg Payload
-  Ergonomic Design
-  Support open pallet type
-  Lifting height reaching 210mm
-  SECS/GEM Ready
-  Up to 8 hours running time



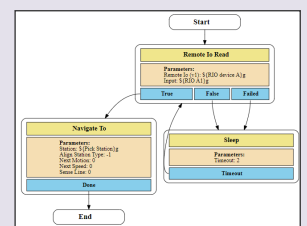

AMR Control & Navigation Software



Mapping & Navigation

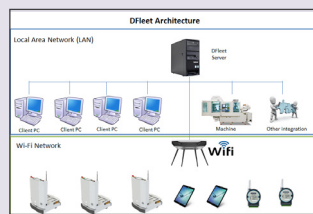


User Editor & Interface

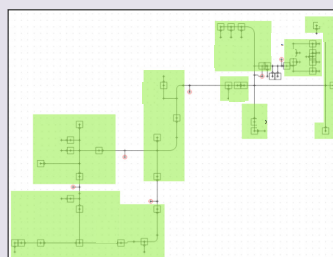


Flow Chart Programming


AMR Traffic Control & System Integration



3rd Party Integration



Traffic Control



Reports & Analytics